

# JH100 Inline Duct Fan

100mm (3.9in)



## GENERAL SPECIFICATIONS

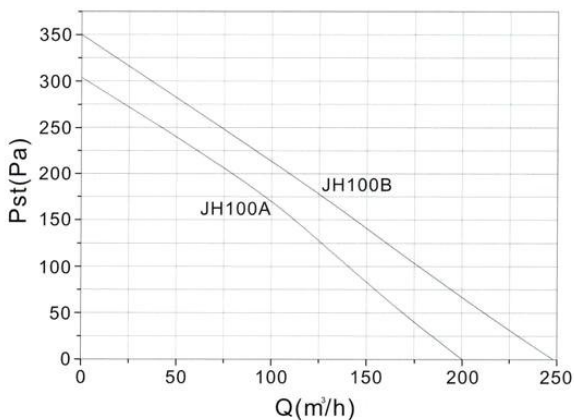
- Impeller:** PA66+25%GF
- Housing:** SGCD2
- Life:** 30,000 hours
- IP Rating:** IP44
- Operating Temp:** -40°C~+80°C
- Wire:** 20 AWG

## FEATURES

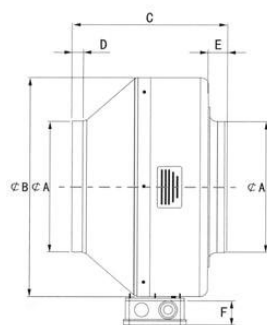
- High efficiency inlet design
- Whisper-quiet performance
- Lubricated sealed ball bearings
- External rotor motor w/backward-curved centrifugal fan
- Includes housing, impeller, motor, base, and ABS connection box

MODEL	VOLTAGE (V)	FREQ (Hz)	CURRENT (A)	POWER (W)	SPEED (RPM)	AIR FLOW (m <sup>3</sup> /h)	AIR FLOW (CFM)	PRESSURE (Pa)	NOISE (dBA)	INSULATION CLASS
JH100A	240	50	0.18	60	2600	190	112	175	50	F
JH100B	240	50	0.27	67	2700	245	144	192	50	F

## Performance Curves



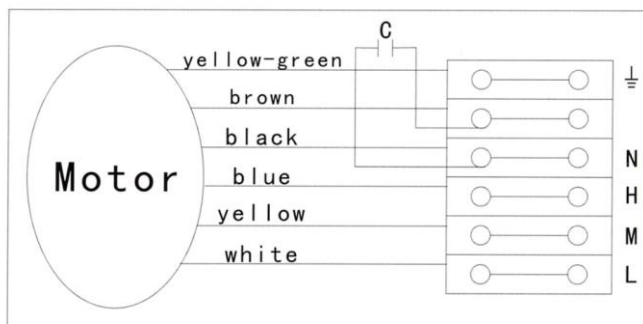
## Dimensions



	A	B	C	D	E	F
JH100A/B	100	237	204	25	25	42

Note: All dimensions in mm

## Wiring Diagram



## Applications

Commercial and industrial applications, condominiums, apartments, hospitals, hotels, and other areas with limited space.



T 1.888.546.0524 • F 1.610.647.0319  
 email: sales@pelonistech.com • www.pelonistech.com

